



**Washington State Gambling Commission**

# CARD ROOM

**Gambling Statistics for Fiscal Year Ended June 30, 2015**

# Card Room Statistics

## Ranked Gross Receipts Listing for Fiscal Year Ended June 30, 2015

Rank	County	Name	License Number	Gross Receipts	Prizes Paid	Net Receipts	Local Gambling Taxes
1	KING	ROMAN CASINO	67-00057	\$18,759,222	\$1,793,942	\$16,965,280	\$2,062,414
2	CLARK	THE PALACE	67-00010	\$10,537,470	\$0	\$10,537,470	\$1,053,746
3	KING	GREAT AMERICAN CASINO/TUKWILA	67-00012	\$9,145,417	\$0	\$9,145,417	\$914,543
4	CLARK	LAST FRONTIER	67-00055	\$8,988,948	\$92,432	\$8,896,516	\$898,894
5	SNOHOMISH	GREAT AMERICAN CASINO/EVERETT	67-00194	\$8,479,486	\$0	\$8,479,486	\$847,949
6	KING	RIVERSIDE CASINO	67-00187	\$7,840,502	\$0	\$7,840,502	\$784,051
7	KING	MACAU CASINO	67-00319	\$7,770,180	\$0	\$7,770,180	\$777,017
8	CLARK	NEW PHOENIX	67-00005	\$7,682,703	\$81,682	\$7,601,021	\$768,270
9	KING	GOLDIE'S SHORELINE CASINO	67-00016	\$7,560,806	\$0	\$7,560,806	\$756,081
10	PIERCE	CHIPS CASINO/LAKEWOOD	67-00020	\$7,322,514	\$0	\$7,322,514	\$805,477
11	FRANKLIN	CRAZY MOOSE CASINO/PASCO	67-00281	\$7,177,266	\$149,075	\$7,028,191	\$717,727
12	KING	CASINO CARIBBEAN	67-00238	\$6,913,589	\$26,000	\$6,887,589	\$760,495
13	KING	SILVER DOLLAR CASINO/SEATAC	67-00299	\$6,666,122	\$177,216	\$6,488,906	\$666,613
14	KING	SILVER DOLLAR CASINO/RENTON	67-00305	\$6,366,863	\$168,441	\$6,198,422	\$636,686
15	PIERCE	PALACE CASINO LAKEWOOD	67-00028	\$6,269,710	\$0	\$6,269,710	\$689,669
16	COWLITZ	LUCKY 21 CASINO	67-00322	\$5,994,243	\$0	\$5,994,243	\$264,563
17	KING	IRON HORSE CASINO	67-00192	\$5,593,024	\$349,002	\$5,244,022	\$215,125
18	KING	CLUB HOLLYWOOD CASINO	67-00303	\$5,106,165	\$67,584	\$5,038,581	\$510,616
19	YAKIMA	CASINO CARIBBEAN	67-00093	\$4,978,905	\$145,413	\$4,833,492	\$497,851
20	PIERCE	GREAT AMERICAN CASINO/LAKEWOOD	67-00184	\$4,970,822	\$0	\$4,970,822	\$546,790
21	KING	WIZARDS CASINO	67-00287	\$4,766,026	\$178,500	\$4,587,526	\$385,601

# Card Room Statistics

## Ranked Gross Receipts Listing for Fiscal Year Ended June 30, 2015

Rank	County	Name	License Number	Gross Receipts	Prizes Paid	Net Receipts	Local Gambling Taxes
22	THURSTON	HAWKS PRAIRIE CASINO	67-00091	\$4,702,967	\$261,760	\$4,441,207	\$410,248
23	BENTON	COYOTE BOB'S CASINO	67-00282	\$4,647,604	\$85,146	\$4,562,458	\$464,759
24	SNOHOMISH	ROYAL CASINO	67-00301	\$4,601,914	\$100,465	\$4,501,449	\$460,191
25	PIERCE	MACAU CASINO	67-00239	\$4,469,028	\$74,306	\$4,394,722	\$491,264
26	SNOHOMISH	CRAZY MOOSE CASINO II/MOUNTLAKE TERRACE	67-00283	\$4,369,196	\$66,275	\$4,302,921	\$422,551
27	SNOHOMISH	SILVER DOLLAR CASINO/MILL CREEK	67-00302	\$4,150,793	\$39,942	\$4,110,851	\$415,079
28	SPOKANE	BLACK PEARL RESTAURANT & CARD ROOM	67-00321	\$3,670,854	\$124,438	\$3,546,416	\$367,086
29	KING	FREDDIE'S CLUB	67-00327	\$3,573,712	\$164,250	\$3,409,462	\$357,371
30	KITSAP	ALL STAR CASINO	67-00058	\$3,058,483	\$141,630	\$2,916,853	\$61,169
31	SNOHOMISH	RED DRAGON CASINO	67-00315	\$2,998,743	\$111,881	\$2,886,862	\$299,875
32	DOUGLAS	BUZZ INN STEAKHOUSE/EAST WENATCHEE	67-00183	\$2,909,294	\$52,199	\$2,857,095	\$232,743
33	COWLITZ	UBET CASINO	67-00039	\$2,772,067	\$66,928	\$2,705,139	\$27,051
34	KING	ROXY'S BAR & GRILL	67-00231	\$2,678,111	\$107,262	\$2,570,849	\$300,144
35	KING	DIAMOND LIL'S	65-07431	\$2,573,484	\$104,595	\$2,468,889	\$257,349
36	YAKIMA	NOB HILL CASINO	67-00173	\$2,533,508	\$15,300	\$2,518,208	\$253,351
37	WHATCOM	SLO PITCH PUB & EATERY	67-00038	\$2,315,487	\$0	\$2,315,487	\$231,548
38	KING	GREAT AMERICAN CASINO/KENT	67-00206	\$2,310,353	\$0	\$2,310,353	\$161,725
39	BENTON	LUCKY BRIDGE CASINO	67-00324	\$2,245,080	\$108,792	\$2,136,288	\$217,859
40	GRANT	PAPAS CASINO RESTAURANT & LOUNGE	67-00004	\$2,115,973	\$0	\$2,115,973	\$210,574
41	KING	GOLDEN NUGGET CASINO	67-00300	\$2,095,817	\$159,343	\$1,936,474	\$209,582
42	KING	THE HIDEAWAY	65-07236	\$1,785,947	\$14,199	\$1,771,748	\$177,594

# Card Room Statistics

## Ranked Gross Receipts Listing for Fiscal Year Ended June 30, 2015

Rank	County	Name	License Number	Gross Receipts	Prizes Paid	Net Receipts	Local Gambling Taxes
43	SPOKANE	LILAC LANES & CASINO	67-00267	\$1,654,692	\$40,723	\$1,613,969	\$148,719
44	KING	CARIBBEAN CARDROOM	67-00285	\$1,640,069	\$100,500	\$1,539,569	\$180,408
45	BENTON	JOKER'S CASINO SPORTS BAR & FIESTA CD RM	67-00006	\$1,475,306	\$0	\$1,475,306	\$147,528
46	KING	FREDDIE'S CLUB OF RENTON	67-00048	\$1,296,828	\$26,815	\$1,270,013	\$129,295
47	SPOKANE	ACES CASINO ENTERTAINMENT	67-00325	\$1,095,234	\$30,420	\$1,064,814	\$104,079
48	WHITMAN	Z'S RESTAURANT AT ZEPOZ	67-00209	\$1,020,299	\$0	\$1,020,299	\$70,687
49	ASOTIN	LANCER LANES/REST AND CASINO	67-00276	\$975,358	\$25,212	\$950,146	\$57,346
50	KING	DIAMOND LIL'S	65-00556	\$974,556	\$0	\$974,556	\$97,455
51	SPOKANE	BIG DADDYS CBG	67-00180	\$861,928	\$0	\$861,928	\$60,728
52	DOUGLAS	CLEARWATER SALOON & CASINO	67-00328	\$619,066	\$17,341	\$601,725	\$49,663
53	KITTITAS	WILD GOOSE CASINO	67-00212	\$603,887	\$0	\$603,887	\$48,799
54	SPOKANE	EVEN STEVENS	67-00229	\$386,545	\$39,300	\$347,245	\$38,664
55	KING	PALACE TUKWILA	65-07424	\$327,285	\$23,490	\$303,795	\$32,729
56	KING	LUCKY DRAGONZ CASINO	65-07413	\$148,017	\$62,130	\$85,887	\$16,282
57	DOUGLAS	WILDCARD SPORTS BAR & GRILL/KEGLERS CAS	65-02363	\$139,988	\$1,600	\$138,388	\$11,348
58	PIERCE	OSJ RESTAURANT	65-07300	\$63,714	\$0	\$63,714	\$7,008
59	KLICKITAT	CHIPS BAR AND GRILL	65-07367	\$33,090	\$1,017	\$32,073	\$0
60	ISLAND	MARIO'S PIZZA	65-01528	\$18,981	\$0	\$18,981	\$0
61	ASOTIN	FOE 03936	60-00412	\$16,967	\$0	\$16,967	\$1,017
62	JEFFERSON	HIGHWAY TWENTY ROADHOUSE	65-02028	\$10,572	\$0	\$10,572	\$0

# Card Room Statistics

## Ranked Gross Receipts Listing for Fiscal Year Ended June 30, 2015

Rank	County	Name	License Number	Gross Receipts	Prizes Paid	Net Receipts	Local Gambling Taxes
63	PACIFIC	LOOM 02362	60-00478	\$7,280	\$0	\$7,280	\$727
64	SNOHOMISH	SNOHOMISH SENIORS	60-00359	\$857	\$0	\$857	\$0
65	PIERCE	CHEERS LAKEWOOD BAR & GRILL	65-07411	\$438	\$0	\$438	\$0
66	WHATCOM	KINISKI'S REEF TAVERN	65-07051	\$30	\$0	\$30	\$1
67	KING	DRIFT ON INN	65-07420	\$10	\$90	-\$80	\$1
68	CLARK	FOE 04390	60-00446	\$0	\$0	\$0	\$0
69	SNOHOMISH	FOE 02327	60-00254	\$0	\$0	\$0	\$0
70	WALLA WALLA	BLUE MOUNTAIN CASINO	65-06926	\$0	\$0	\$0	\$0
71	KING	SPOT SPORTS BAR & GRILL	65-00191	\$0	\$0	\$0	\$0
72	SNOHOMISH	LOGGERS INN	65-07163	\$0	\$0	\$0	\$0
73	KITSAP	MOONDOGS TOO	65-07208	\$0	\$0	\$0	\$0
74	SPOKANE	SWINGING DOORS	65-01303	\$0	\$0	\$0	\$0
		<b>Total</b>	<b>74</b>	<b>\$238,839,395</b>	<b>\$5,396,636</b>	<b>\$233,442,759</b>	<b>\$22,791,775</b>
		Zero Gross Receipts	7				
		Other Gross Receipts	67				

# Card Room Statistics

## Card Room Notes

### (1) **Gambling gross receipts:**

- a. House-banked operators gambling gross receipts: net win & fees collected.
- b. Nonhouse-banked/social operators gambling gross receipts: fees collected.

Net win: total money taken in by the house-banked tables, less the amount paid out in winning hands.

Fees collected: total amount of fees collected for allowing persons to play cards. Fees includes several methods of collections, grouped into three types:

- a. Time: charging for time at the tables, in half-hour, hour or other increments.  
  
Rake: charging a percentage of the total amount wagered by players during one hand.  
  
By hand: charging a fixed amount to play in each hand.
- b. Administrative: fees are the portion of player-supported jackpots that the operator charges for administering the player-supported jackpot.
- c. Tournament: includes fees collected from players to enter a card tournament, less buy-ins and food/drink given to players, or other.

### (2) **Prizes Paid:** the combined total of cash prizes paid out and the cost to the licensee of all merchandise awarded as prizes.

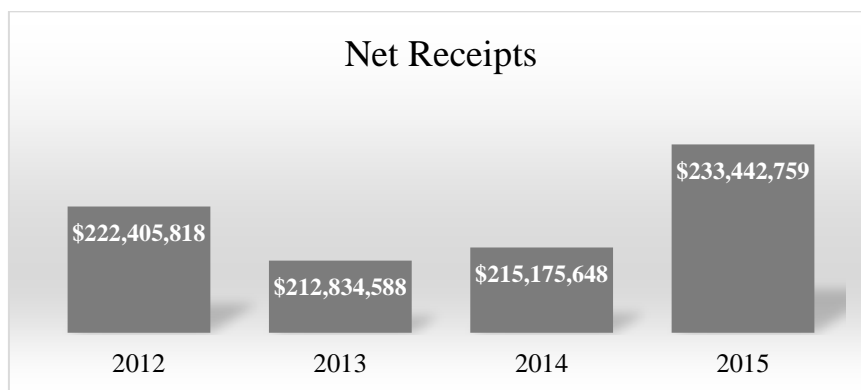

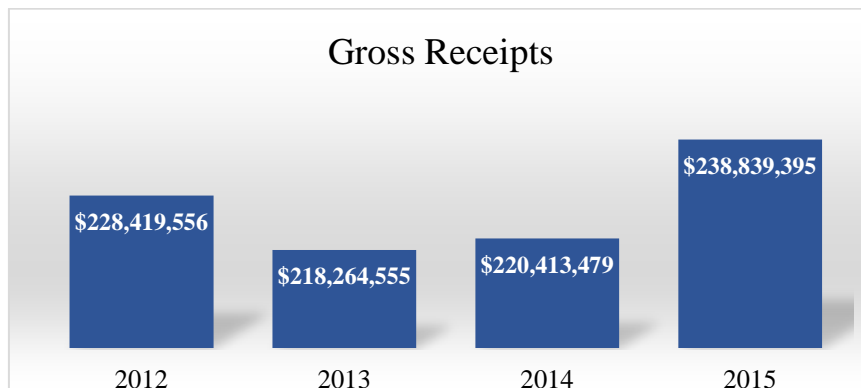
Tournament: actual cost to the licensee of cash and/or merchandise provided to entrants to promote a card tournament.

Other: includes operator-supported jackpot seed money for nonhouse-banked rooms.

### (3) Revenues and expenses are for gambling purposes only, and do not reflect all operating costs of non-gambling portions of the business or organization.

# Card Room Statistics

## Comparison of Activities for Fiscal Years Ending June 30





## Washington State Gambling Commission

Legal and Records Unit

Mailing Address: P.O. Box 42400

Olympia, WA 98504-2400

Headquarters: 4565 7<sup>th</sup> Avenue S.E.

Lacey, WA 98503

Website: [www.wsgc.wa.gov](http://www.wsgc.wa.gov)

Twitter: <https://twitter.com/WAGambling>

YouTube: <https://www.youtube.com/user/WSGC1973>

Numbers are based on licensed organizations reporting to the Gambling Commission.  
Please advise if you have any questions or if you request further assistance about this report.

Name: Xinyu (Cindy) Wang.

Email: [cindy.wang@wsgc.wa.gov](mailto:cindy.wang@wsgc.wa.gov).

Phone: 800-345-2529, ext. 3470 or 360-486-3470.