



# Card Room Licensees

Gambling Statistics for Quarter Ended December 31, 2017

## Ranked by Gross Receipts – Commercial and Nonprofit Quarter Ended December 31, 2017

Rank	County	Location	License NO:	Gross Receipts	Prizes Paid	Net Receipts	Local Taxes
1	KING	ROMAN CASINO	67-00057	\$3,752,695	\$702,732	\$3,049,963	\$412,796
2	KING	RIVERSIDE CASINO	67-00187	\$2,976,480	\$0	\$2,976,480	\$297,648
3	KING	GREAT AMERICAN CASINO	67-00012	\$2,855,315	\$0	\$2,855,315	\$285,531
4	SNOHOMISH	GREAT AMERICAN CASINO	67-00194	\$2,562,277	\$0	\$2,562,277	\$256,227
5	CLARK	LAST FRONTIER	67-00055	\$2,524,885	\$97,480	\$2,427,405	\$252,488
6	KING	FREDDIE'S CLUB	67-00327	\$2,520,682	\$92,500	\$2,428,182	\$252,068
7	CLARK	THE PALACE	67-00010	\$2,382,180	\$0	\$2,382,180	\$210,718
8	FRANKLIN	CRAZY MOOSE CASINO	67-00281	\$2,279,941	\$29,718	\$2,250,223	\$227,994
9	KING	MACAU CASINO	67-00319	\$2,136,446	\$10,000	\$2,126,446	\$213,644
10	KING	GOLDIE'S SHORELINE	67-00016	\$2,119,020	\$0	\$2,119,020	\$211,902
11	KING	CASINO CARIBBEAN	67-00238	\$2,091,873	\$15,771	\$2,076,102	\$230,106
12	KING	FORTUNE POKER	65-07446	\$1,804,376	\$2,635	\$1,801,741	\$1,840,438
13	PIERCE	PALACE CASINO LAKEWOOD	67-00028	\$1,795,461	\$0	\$1,795,461	\$197,501
14	KING	SILVER DOLLAR CASINO	67-00305	\$1,703,873	\$18,170	\$1,685,703	\$170,387
15	YAKIMA	CASINO CARIBBEAN	67-00093	\$1,629,244	\$35,296	\$1,593,948	\$162,924
16	KING	FORTUNE CASINO	67-00329	\$1,533,516	\$64,935	\$1,468,581	\$153,352
17	PIERCE	CHIPS CASINO/LAKEWOOD	67-00020	\$1,406,610	\$0	\$1,406,610	\$154,727
18	BENTON	COYOTE BOB'S CASINO	67-00282	\$1,337,295	\$21,405	\$1,315,890	\$133,730
19	PIERCE	MACAU CASINO	67-00239	\$1,261,575	\$30,000	\$1,231,575	\$139,677
20	SPOKANE	BLACK PEARL RESTAURANT	67-00321	\$1,215,073	\$57,855	\$1,157,218	\$72,904
21	KING	SILVER DOLLAR CASINO	67-00299	\$1,199,244	\$35,966	\$1,163,278	\$119,924
22	KING	CLUB HOLLYWOOD CASINO	67-00303	\$1,132,559	\$13,946	\$1,118,613	\$113,256
23	KING	IRON HORSE CASINO	67-00192	\$1,117,678	\$257,155	\$860,523	\$44,707
24	PIERCE	GREAT AMERICAN CASINO	67-00184	\$1,109,192	\$0	\$1,109,192	\$122,011
25	KING	WIZARDS CASINO	67-00287	\$1,081,061	\$58,000	\$1,023,061	\$86,485
26	SNOHOMISH	SILVER DOLLAR CASINO	67-00302	\$1,065,403	\$32,185	\$1,033,218	\$106,540
27	SNOHOMISH	CRAZY MOOSE CASINO II	67-00283	\$1,057,471	\$21,454	\$1,036,017	\$105,747
28	THURSTON	HAWKS PRAIRIE CASINO	67-00091	\$1,000,870	\$59,602	\$941,268	\$75,065
29	KITSAP	ALL STAR CASINO	67-00058	\$894,544	\$31,250	\$863,294	\$17,891
30	WHATCOM	SLO PITCH PUB & EATERY	67-00038	\$884,803	\$0	\$884,803	\$88,480
31	SNOHOMISH	ROYAL CASINO	67-00301	\$871,795	\$27,391	\$844,404	\$87,179
32	COWLITZ	LUCKY 21 CASINO	67-00322	\$753,519	\$11,000	\$742,519	\$22,606
33	DOUGLAS	BUZZ INN STEAKHOUSE	67-00183	\$707,999	\$9,550	\$698,449	\$56,640
34	SNOHOMISH	RED DRAGON CASINO	65-07478	\$660,669	\$161,429	\$499,240	\$66,066
35	KING	ROXY'S BAR & GRILL	67-00231	\$627,215	\$0	\$627,215	\$68,993
36	GRANT	PAPAS CASINO RESTAURANT	67-00004	\$627,110	\$0	\$627,110	\$62,007
37	BENTON	JOKER'S CASINO SPORTS	67-00006	\$610,936	\$0	\$610,936	\$60,950
38	KING	CARIBBEAN CARDROOM	67-00285	\$546,127	\$27,750	\$518,377	\$60,074
39	YAKIMA	NOB HILL CASINO	67-00173	\$518,574	\$7,625	\$510,949	\$51,857
40	KING	GREAT AMERICAN CASINO	67-00334	\$497,096	\$0	\$497,096	\$4,971
41	DOUGLAS	CLEARWATER SALOON	67-00328	\$429,174	\$1,877	\$427,297	\$34,506
42	SPOKANE	LILAC LANES & CASINO	67-00267	\$404,320	\$12,200	\$392,120	\$8,086
43	SPOKANE	ACES CASINO	67-00325	\$392,228	\$8,878	\$383,350	\$7,844
44	KING	EMERALD DOWNS	67-00335	\$391,156	\$55,290	\$335,866	\$14,381
45	KING	THE HIDEAWAY	65-07236	\$359,798	\$7,000	\$352,798	\$35,980
46	WALLA WALLA	THE GETAWAY CASINO	67-00332	\$338,103	\$0	\$338,103	\$16,069
47	ASOTIN	LANCER LANES/REST	67-00276	\$213,263	\$6,751	\$206,512	\$8,624
48	WHITMAN	ZEPOZ	67-00209	\$207,945	\$5,520	\$202,425	\$14,556
49	KITTITAS	WILD GOOSE CASINO	67-00212	\$179,523	\$0	\$179,523	\$14,362
50	YAKIMA	RC'S AT VALLEY LANES	67-00336	\$152,149	\$0	\$152,149	\$7,607
51	COWLITZ	UBET CASINO	67-00039	\$83,193	\$2,050	\$81,143	\$811
52	SNOHOMISH	RED DRAGON CASINO	67-00315	\$74,786	\$765	\$74,021	\$7,479
53	ISLAND	MARIO'S PIZZA	65-01528	\$7,036	\$0	\$7,036	\$0
54	ASOTIN	FOE 03936	60-00412	\$4,503	\$0	\$4,503	\$180
55	PIERCE	OSJ RESTAURANT	65-07300	\$3,143	\$0	\$3,143	\$346
56	PACIFIC	LOOM 02362	60-00478	\$1,884	\$0	\$1,884	\$188

57	SNOHOMISH	SNOHOMISH SENIORS	60-00359	\$342	\$0	\$342	\$0
58	CLARK	NEW PHOENIX	67-00005	\$0	\$0	\$0	\$0
59	GRANT	MIDWAY PUB	65-07469	\$0	\$0	\$0	\$0
60	KING	DRIFT ON INN	65-07420	\$0	\$0	\$0	\$0
61	KING	SPOT SPORTS BAR & GRILL	65-00191	\$0	\$0	\$0	\$0
62	PIERCE	CHEERS LAKEWOOD BAR	65-07411	\$0	\$0	\$0	\$0
63	SPOKANE	SWINGING DOORS	65-01303	\$0	\$0	\$0	\$0
64	WHATCOM	KINISKI'S REEF TAVERN	65-07051	\$0	\$0	\$0	\$0
		<b>Total</b>		<b>\$62,095,228</b>	<b>\$2,033,131</b>	<b>\$60,062,097</b>	<b>\$7,469,230</b>

## Card Room Notes

### (1) Gambling gross receipts:

- a. House-banked operators gambling gross receipts: net win & fees collected.
- b. Nonhouse-banked/social operators gambling gross receipts: fees collected.

Net win: total money taken in by the house-banked tables, less the amount paid out in winning hands.

Fees collected: total amount of fees collected for allowing persons to play cards. Fees includes several methods of collections, grouped into three types:

- a. Time: charging for time at the tables, in half-hour, hour or other increments.  
 Rake: charging a percentage of the total amount wagered by players during one hand.  
 By hand: charging a fixed amount to play in each hand.
- b. Administrative: fees are the portion of player-supported jackpots that the operator charges for administering the player-supported jackpot.
- c. Tournament: includes fees collected from players to enter a card tournament, less buy-ins and food/drink given to players, or other.

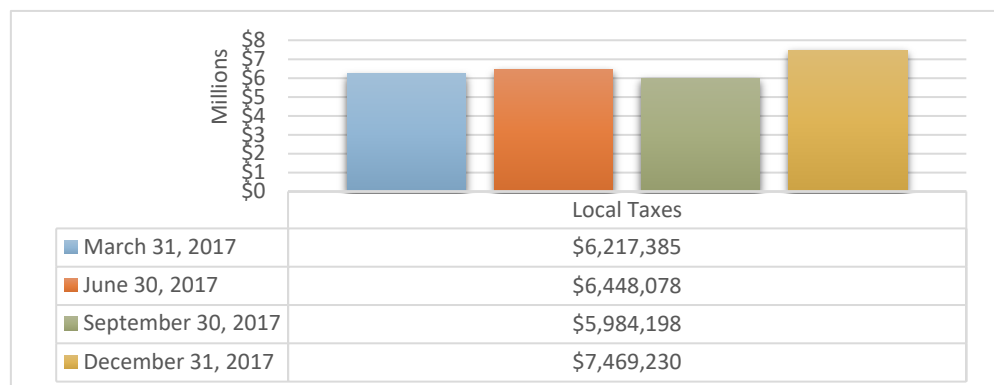
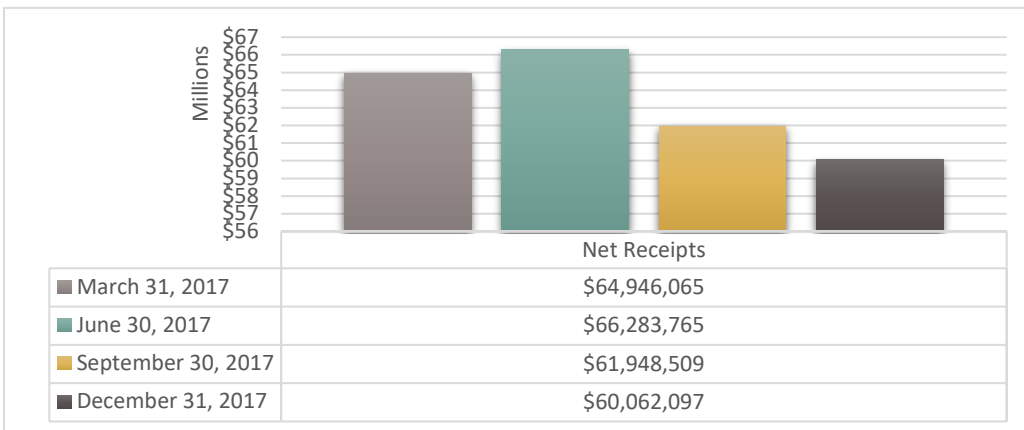
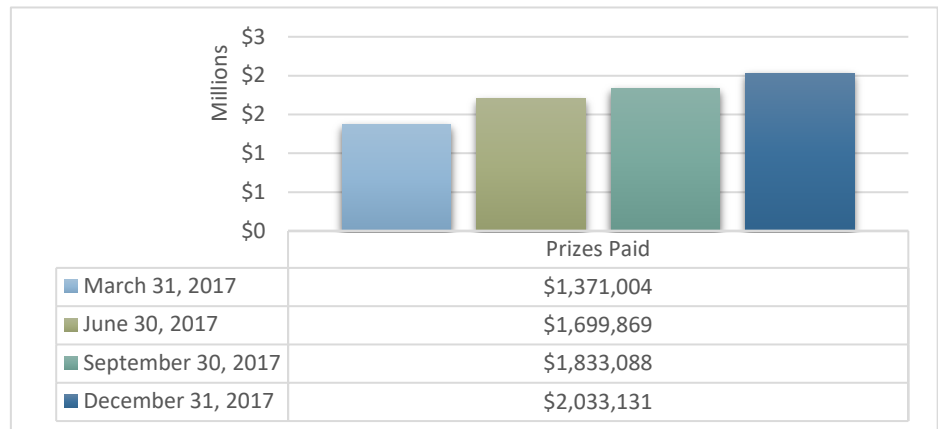
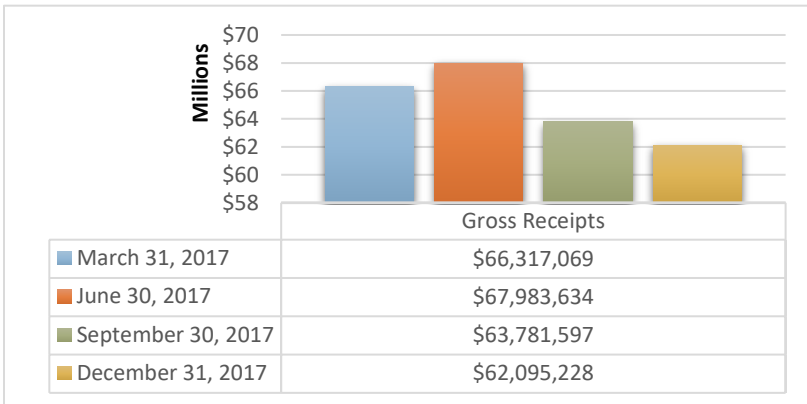
- (2) **Prizes Paid**: the combined total of cash prizes paid out and the cost to the licensee of all merchandise awarded as prizes.

Tournament: actual cost to the licensee of cash and/or merchandise provided to entrants to promote a card tournament.

Other: includes operator-supported jackpot seed money for nonhouse-banked rooms.

- (3) Revenues and expenses are for gambling purposes only, and do not reflect all operating costs of non-gambling portions of the business or organization.

## Four-Year Trends: Quarter Ended December 31, 2017





## **Washington State Gambling Commission**

Licensing Unit

### ***Mailing Address***

P.O. Box 42400, Olympia, WA 98504-2400

### ***Headquarters***

4565 7<sup>th</sup> Avenue S.E. Lacey, WA 98503

Website: <http://www.wsgc.wa.gov>

Twitter: <https://twitter.com/WAGambling>

YouTube: <https://www.youtube.com/user/WSGC1973>

Data compiled from submitted activity reports by licensed organizations. Please advise our office if you have any questions or need further assistance about this report. Contact Robin Wilson by email at [robin.wilson@wsgc.wa.gov](mailto:robin.wilson@wsgc.wa.gov) or (800) 345-2529, ext. 3470 or (360) 486-3470.

Thank you.