



Washington State Gambling Commission

Protect the Public by Ensuring that Gambling is Legal and Honest

August 8, 2024

Sent via email to w.stevens@playags.com

William Stevens
AGS LLC
6675 S Edmund St., Suite 300
Las Vegas, NV 89118

Re: Jackpot Hold'Em With Stax - Submission #3173

Dear Mr. Stevens,

We have reviewed the changes made to your Jackpot Hold'Em With Stax card game. Based on our review of the documentation we received from AGS, the Washington State Gambling Commission will approve the game under the conditions listed below:

- The game shall be played and operated under the terms and conditions set forth under the Jackpot Hold'Em With Stax game rules you provided on July 30, 2024, and are enclosed.

Commercial Card Rooms

- Commercial card room operators seeking to operate this game must first submit their internal controls and receive approval from the Commission prior to implementing.
- Manufacturers and distributors of graphic layouts and/or any other equipment associated with the game must be licensed by the state prior to the sale of the equipment.

Tribal Casinos

- Each Tribal Gaming Operation must request and obtain approval from their respective Tribal Gaming Agencies (TGA).
- Before TGA allows your game to operate, they will seek concurrence from our agency as well.
- In addition to your approved rules, the Tribal submission to us must include all supplemental information required by Tribal-State Compact Appendix A, Section 18.
- Manufacturers and distributors of graphic layouts and/or any other equipment associated with the game must be certified by the state and licensed by the Tribe prior to the sale of the equipment.

4565 7th Avenue SE
Lacey, WA 98503
wsgc.wa.gov

PO Box 42400
Olympia, WA 98504
360-486-3440

901 N Monroe St Suite 240
Spokane, WA 99201
509-325-7900

Mr. Stevens
August 8, 2024
Page 2 of 2

Any modifications to this game may affect this approval. If you have any questions on commercial implementation, please contact Brian Lane at (509) 387-7095. If you have any questions on Tribal implementation, please contact Kelly Main at (206) 423-4260.

Thank you for your cooperation and willingness to comply with the gambling laws of Washington State.

Respectfully,

Signed by:

571D4ED735DA4F7...

Jim Nicks
Assistant Director
Enforcement Operations Division

Enclosures

cc: Tony Hughes, Special Agent in Charge, Regulation & Enforcement Unit
Dan Wegenast, Special Agent in Charge, Tribal Gaming Unit
Jess Lohse, Special Agent Supervisor, Regulation & Enforcement Unit
Brian Lane, Special Agent, Regulation & Enforcement Unit
Kelly Main, Special Agent Supervisor, Tribal Gaming Unit
File

4565 7th Avenue SE
Lacey, WA 98503
wsgc.wa.gov

PO Box 42400
Olympia, WA 98504
360-486-3440

901 N Monroe St Suite 240
Spokane, WA 99201
509-325-7900



(With Optional 5 Card Poker STAX Progressive, or the Poker 5 out of 7 Stax Progressive and 3 Up Bonus Wager)

Rules and Procedures

INTRODUCTION

Jackpot Hold'Em uses a standard 52-card deck. Players must make an Ante and X-Tra Bonus wager to receive cards. In addition, players may optionally place a Player Bonus, Hole Card Bonus, 3 Up Bonus, 5 Card Poker STAX Progressive, or the Poker 5 out of 7 STAX Progressive. Each player, including the Dealer, will be dealt two cards. Five community cards will be dealt, and each player and the Dealer will make their best five card poker hand out of the seven cards.

Please note only one Progressive Configuration can be selected per table, either the 5 Card Poker STAX Progressive, or the Poker 5 out of 7 Stax Progressive.

If operators chose to offer the the 5 Card Poker STAX progressive, or the Poker 5 out of 7 Stax Progressive, operators must use the AGS STAX Table Game Progressive System v1.0.1 or higher hardware and software. If operators chose not to offer either the 5 Card Poker STAX Progressive, or 5 out of 7 Stax Progressive they would use the non-progressive paytables and felt.

- a. Operators cannot allow wagering limits to exceed the authorized limits set out in WAC 230-15-040 and WAC 230-15-140.
- b. Electronic shuffler or dealing shoe may be used with this game. If the game is to be hand dealt using a dealing shoe, dealers will shuffle according to house procedures. The dealer then follows the house dealing procedures. The dealer must comply with WAC 230-15-465. If any automatic shuffle machine is used in conjunction with this game, it must be a WSGC approved model, manufactured by a WSGC licensed manufacturer.
- c. Jackpot Hold'Em may use the AGS STAX Table Game Progressive System v1.0.1 or higher hardware and software.
- d. Side wagers between players are prohibited.

DESCRIPTION OF BETS

The players must place a minimum wager (Ante Bet) and an equal X-TRA Bonus wager.

The player may make the optional Player Bonus wager.

The Player may make the optional 3 up Bonus wager.

If Configured, the player may make the optional 5 Card Poker STAX Progressive.

If Configured, the player may make the optional Poker 5 out of 7 STAX Progressive.

The player may make the optional Hole Card Bonus wager



(With Optional 5 Card Poker STAX Progressive, or the Poker 5 out of 7 Stax Progressive and 3 Up Bonus Wager)

Rules and Procedures

RULES OF PLAY

Each player, including the Dealer, will be dealt two cards face down.

The Dealer will then deal the five community cards face down.

The Dealer will then proceed to reveal the first community card (1st card of the flop).

The player must make one of the following decisions:

- a. Check the hand; or
- b. Bet 3x the Ante Bet (Play Bet)

The dealer will then reveal two additional community cards (remainder of the 3-card flop).

For players who checked the first decision, they must make one of the following decisions:

- a. Check the hand; or
- b. Bet 2x the Ante bet (Play Bet).

The dealer will then reveal the final two community cards (Turn/River).

For players who have checked both previous decisions, they must make one of the following decisions:

- a. Fold. A player that folds their hand will lose the Ante Bet and the X-TRA Bonus Bet. IF the player has made the optional Player Bonus, Hole Card Bonus, 3 Up Bonus, or either the 5 Card Poker STAX Progressive wager or 5 out of 7 Stax Progressive wager, the cards shall be placed at the top area of the betting location for resolution against each applicable pay table when all hands are later resolved: or
- b. Bet 1x the Ante bet (Play Bet).

The dealer then reveals their two cards, and the player and dealer will then make the best possible five card poker hand (this can be accomplished by using just the Community cards or a mixture of the Community cards and their hole cards).



(With Optional 5 Card Poker STAX Progressive, or the Poker 5 out of 7 Stax Progressive and 3 Up Bonus Wager)

Rules and Procedures

DEALER QUALIFYING

The Dealer must have a pair or better to Qualify.

In the event the Dealer does not hold a qualifying hand, the Ante wager will receive no action and be pushed back to the Player. The play wager remains in play. All other bonus wagers do not take into account whether or not the Dealer has a qualifying hand and will be paid based on their paytables.

WINNING AND LOSING HANDS

The ANTE, X-TRA Bonus, Play, Player Bonus, Hole Card Bonus, 3 Up Bonus, and 5 Card Poker STAX Progressive wagers or 5 out of 7 Stax Progressive wagers will be resolved as follows:

- a. The Play wager wins and is paid 1 to 1 if the player's hand ranks higher than the Dealer's hand. It shall lose and be collected if the Dealer's hand ranks higher than the player's hand. It shall push if the hands are of equal rank. If the Dealer hand qualifies, the Ante wager is resolved the same way as the Play wager.
- b. The X-TRA Bonus wager wins and is paid according to the posted pay table if the player's hand is higher than the dealer's hand. If the player's hand is higher than that of the dealer's hand, but the player's hand is not a straight or higher, the X-TRA Bonus wager shall push. It shall lose and be collected by the dealer if the Dealer's hand is higher than that of the player. It shall push if the Dealer and the player have equal ranking hands. (Refer to "X-Tra Bonus" paytables)
- c. The Player Bonus wager wins if a player's best five cards is three of a kind or better (this can be accomplished by using just the Community cards or a mixture of the Community cards and their hole cards). Players will be paid according to the posted pay table regardless of the X-TRA Bonus and Play results, AND regardless of whether the player has folded their hand, AND regardless of whether their hand beats the Dealer. (Refer to "Player Bonus" payable)
- d. The 3 Up Bonus wager wins if a player's first 2 dealt cards and the first revealed community card is a pair or better, the wager wins according to the hand and posted payable.
- e. The Optional Hole Card Bonus wager wins if the players first 2 dealt cards are any of the following:
 - a. Pair of Aces
 - b. Ace and Face Card, Suited
 - c. Ace and Face Card
 - d. Pair



(With Optional 5 Card Poker STAX Progressive, or the Poker 5 out of 7 Stax Progressive and 3 Up Bonus Wager)

Rules and Procedures

- f. If the Optional 5 Card Poker STAX Progressive is offered, the optional 5 Card Poker STAX Progressive wager wins if the player's 2-hole cards and the 1st three community cards (the flop) are any of the following:
 - a. Royal Flush Progressive (Diamonds)
 - b. Royal Flush Progressive (any Suite other than Diamonds)
 - c. Straight Flush Progressive
 - d. Four of a Kind Progressive
 - e. Full-House Progressive option
 - i. Refer to STAX Progressive paytables for payout scale
 - f. Flush
 - g. Straight
 - h. Three of a Kind
 - i. Two Pair
 - j. The STAX progressive system is configured for a \$5.00 or \$1.00 progressive wager.
 - k. All static pays will be paid from the chip tray. Progressive's pays are paid from the displayed metered prizes.
 - l. When using the STAX system, upon completion of the round the dealer will touch "End Round" on the dealer terminal. This will start the next round.
 - m. See STAX Jackpot approval process for additional payout procedures.
 - n. Progressive jackpot accumulation and prizes must follow WAC 230-15-680 and WAC230-15-720 and must be identified in the operator's internal controls.
- g. If the Optional Poker 5 out of 7 STAX Progressive is offered, the optional Poker 5 out of 7 STAX Progressive wager wins if the player's hand achieves any of the following:
 - a. Royal Flush in Diamonds
 - i. Obtained from the player's initial two cards and the three flop cards.
 - b. Royal Flush
 - i. All 7 Cards
 - c. Straight Flush
 - i. All 7 Cards
 - d. Four of a Kind
 - i. All 7 Cards
 - e. Full House
 - i. All 7 Cards
 - f. Flush
 - i. All 7 Cards
 - g. Straight
 - i. All 7 Cards
 - h. The STAX progressive system is configured for a \$5.00 or \$1.00 progressive wager.
 - i. All odds based payouts will be paid from the chip tray. Progressive's pays are paid from the displayed metered prizes.
 - j. When using the STAX system, upon completion of the round the dealer will touch "End Round" on the dealer terminal. This will start the next round.
 - k. See STAX Jackpot approval process for additional payout procedures.



(With Optional 5 Card Poker STAX Progressive, or the Poker 5 out of 7 Stax Progressive and 3 Up Bonus Wager)

Rules and Procedures

1. Progressive jackpot accumulation and prizes must follow WAC 230-15-680 and WAC230-15-720 and must be identified in the operator's internal controls.

Paytables

XTRA BONUS PAY TABLE	
Player Hand	Pay to 1
Royal Flush	500
Straight Flush	50
Four of a Kind	10
Full House	4
Flush	2
Straight	1
Other	PUSH
HE per Initial Wager	1.32%

Player hand must be higher than Dealer hand.

PLAYER BONUS PAY TABLE	
Player Hand	Pay to 1
Royal Flush	100
Straight Flush	40
Four of a Kind	30
Full House	8
Flush	7
Straight	4
Three of a Kind	3
H.E.	3.34%

Player uses any combination of cards.

Hole Card Bonus

Outcome	Paytable 1	Paytable 2	Paytable 3
Pair of Aces	30 to 1	25 to 1	30 to 1
Ace and Face Card, Suited	20 to 1	20 to 1	20 to 1
Ace and Face Card	10 to 1	10 to 1	10 to 1
Pair	5 to 1	5 to 1	4 to 1



(With Optional 5 Card Poker STAX Progressive, or the Poker 5 out of 7 Stax Progressive and 3 Up Bonus Wager)

Rules and Procedures

3 Up Bonus Wager

3 UP Bonus Wager				
Hand	Paytable 1	Paytable 2	Paytable 3	Paytable 4
AKQ Suited	50 to 1	50 to 1	40 to 1	40 to 1
Straight Flush	40 to 1	40 to 1	40 to 1	40 to 1
Three of a Kind	30 to 1	30 to 1	30 to 1	30 to 1
Straight	6 to 1	6 to 1	6 to 1	6 to 1
Flush	4 to 1	3 to 1	4 to 1	3 to 1
Pair	1 to 1	1 to 1	1 to 1	1 to 1

STAX 5 Card Poker Progressive Paytables (\$5)

The following are recommended configurations of our \$5.00 Paytables. 5 Card Stud Poker STAX Progressive Paytable designed to work on a link with different games all linked together or Standalone. If operators choose to connect progressive jackpots on different card games, each card game must have the same probability of winning the jackpot prize and the same winning hand as outlined in WAC 230-15-685 (6). These paytables define a 5-card winning hand from a standard 52 card deck. The underlying game theme's rules do not change from the approved games rules.

Paytables					
Hand	Paytable 1	Paytable 2	Paytable 3	Paytable 4	Paytable 5
Royal Flush - Diamonds	Star Progressive	Star Progressive	Star Progressive	Star Progressive	Star Progressive
Royal Flush - Other Suit	Spade Progressive	Star Progressive	Spade Progressive	Star Progressive	Spade Progressive
Straight Flush	Heart Progressive	Spade Progressive	Heart Progressive	Spade Progressive	Heart Progressive
Four of a Kind	Diamond Progressive	Heart Progressive	Diamond Progressive	Heart Progressive	Diamond Progressive
Full House	50 for 1	Diamond Progressive	60 for 1	Diamond Progressive	Club Progressive
Flush	30 for 1	30 for 1	40 for 1	50 for 1	50 for 1
Straight	20 for 1	20 for 1	30 for 1	30 for 1	30 for 1
Three of a Kind	10 for 1	4 for 1	15 for 1	15 for 1	10 for 1
Two Pair	4 to 1	Loss	Loss	Loss	Loss
All other hands	Loss	Loss	Loss	Loss	Loss



(With Optional 5 Card Poker STAX Progressive, or the Poker 5 out of 7 Stax Progressive and 3 Up Bonus Wager)

Rules and Procedures

Progressive Configurations			
Paytable 1			
Progressive Name	Seed Value	Increment Rate	Reserve Meter
Star Progressive	\$10,000	4%	1%
Spade Progressive	\$5,000	3%	N/A
Heart Progressive	\$1,000	4%	N/A
Diamond Progressive	\$500	3%	N/A

The Seed, Increment Rate, and Reserve meters are configurable by the operator, the above are just recommended. The operator may choose to make adjustments as long as the RTP stays within the posted regulations.

Progressive Configurations			
Paytable 2			
Progressive Name	Seed Value	Increment Rate	Reserve Meter
Star Progressive	N/A	N/A	N/A
Star Progressive	\$10,000	4.0%	1%
Spade Progressive	\$1,000	4.0%	N/A
Heart Progressive	\$500	3.0%	N/A
Diamond Progressive	\$100	6.0%	N/A

The Seed, Increment Rate, and Reserve meters are configurable by the operator, the above are just recommended. The operator may choose to make adjustments as long as the RTP stays within the posted regulations.

Progressive Configurations			
Paytable 3			
Progressive Name	Seed Value	Increment Rate	Reserve Meter
Star Progressive	\$10,000	4.0%	1%
Spade Progressive	\$5,000	3.0%	N/A
Heart Progressive	\$1,000	4.0%	N/A
Diamond Progressive	\$500	3.0%	N/A

The Seed, Increment Rate, and Reserve meters are configurable by the operator, the above are just recommended. The operator may choose to make adjustments as long as the RTP stays within the posted regulations.



(With Optional 5 Card Poker STAX Progressive, or the Poker 5 out of 7 Stax Progressive and 3 Up Bonus Wager)

Rules and Procedures

Progressive Configurations			
Paytable 4			
Progressive Name	Seed Value	Increment Rate	Reserve Meter
Star Progressive	N/A	N/A	N/A
Star Progressive	\$10,000	4.0%	1%
Spade Progressive	\$1,000	4.0%	N/A
Heart Progressive	\$500	3.0%	N/A
Diamond Progressive	\$100	6.0%	N/A

The Seed, Increment Rate, and Reserve meters are configurable by the operator, the above are just recommended. The operator may choose to make adjustments as long as the RTP stays within the posted regulations.

Progressive Configurations			
Paytable 5			
Progressive Name	Seed Value	Increment Rate	Reserve Meter
Star Progressive	\$50,000	6.0%	1%
Spade Progressive	\$10,000	6.0%	N/A
Heart Progressive	\$5,000	4.0%	N/A
Diamond Progressive	\$1,000	3.0%	N/A
Club Progressive	\$250	3.0%	N/A

The Seed, Increment Rate, and Reserve meters are configurable by the operator, the above are just recommended. The operator may choose to make adjustments as long as the RTP stays within the posted regulations.



(With Optional 5 Card Poker STAX Progressive, or the Poker 5 out of 7 Stax Progressive and 3 Up Bonus Wager)

Rules and Procedures

STAX 5 Card Poker Progressive Paytables (\$1)

The following are recommended configurations of our \$1.00 Paytables. 5 Card Stud Poker STAX Progressive Paytable designed to work on a link with different games all linked together or Standalone. If operators choose to connect progressive jackpots on different card games, each card game must have the same probability of winning the jackpot prize and the same winning hand as outlined in WAC 230-15-685 (6). These paytables define a 5-card winning hand from a standard 52 card deck. The underlying game theme's rules do not change from the approved games rules.

Paytables		
Hand	Paytable 1	Paytable 2
Royal Flush - Diamonds	Star Progressive	Star Progressive
Royal Flush - Other Suit	Spade Progressive	Star Progressive
Straight Flush	Heart Progressive	Spade Progressive
Four of a Kind	Diamond Progressive	Heart Progressive
Full House	100 for 1	100 for 1
Flush	50 for 1	50 for 1
Straight	25 for 1	25 for 1
Three of a Kind	10 for 1	10 for 1
All other hands	Loss	Loss

Progressive Configurations			
Paytable 1			
Progressive Name	Seed Value	Increment Rate	Reserve Meter
Star Progressive	\$5,000	5%	1%
Spade Progressive	\$2,500	4%	N/A
Heart Progressive	\$500	4%	N/A
Diamond Progressive	\$200	4%	N/A

The Seed, Increment Rate, and Reserve meters are configurable by the operator, the above are just recommended. The operator may choose to make adjustments as long as the RTP stays within the posted regulations.



(With Optional 5 Card Poker STAX Progressive, or the Poker 5 out of 7 Stax Progressive and 3 Up Bonus Wager)

Rules and Procedures

Progressive Configurations			
Paytable 2			
Progressive Name	Seed Value	Increment Rate	Reserve Meter
Star Progressive	N/A	N/A	N/A
Star Progressive	\$5,000	8%	1%
Spade Progressive	\$1000	4%	N/A
Heart Progressive	\$200	4%	N/A

The Seed, Increment Rate, and Reserve meters are configurable by the operator, the above are just recommended. The operator may choose to make adjustments as long as the RTP stays within the posted regulations.

Poker 5 out of 7 STAX Progressive Paytables

Paytables			
Hand Type	Cards	Paytable 1 (\$5)	Paytable 2 (\$1)
Royal Flush in Diamonds	Player's Cards and Flop	Star Progressive	Star Progressive
Royal Flush	All 7 Cards	Spade Progressive	Spade Progressive
Straight Flush	All 7 Cards	Heart Progressive	Heart Progressive
Four of a Kind	All 7 Cards	Diamond Progressive	Diamond Progressive
Full House	All 7 Cards	\$50	\$10
Flush	All 7 Cards	\$25	—
Straight	All 7 Cards	\$20	—

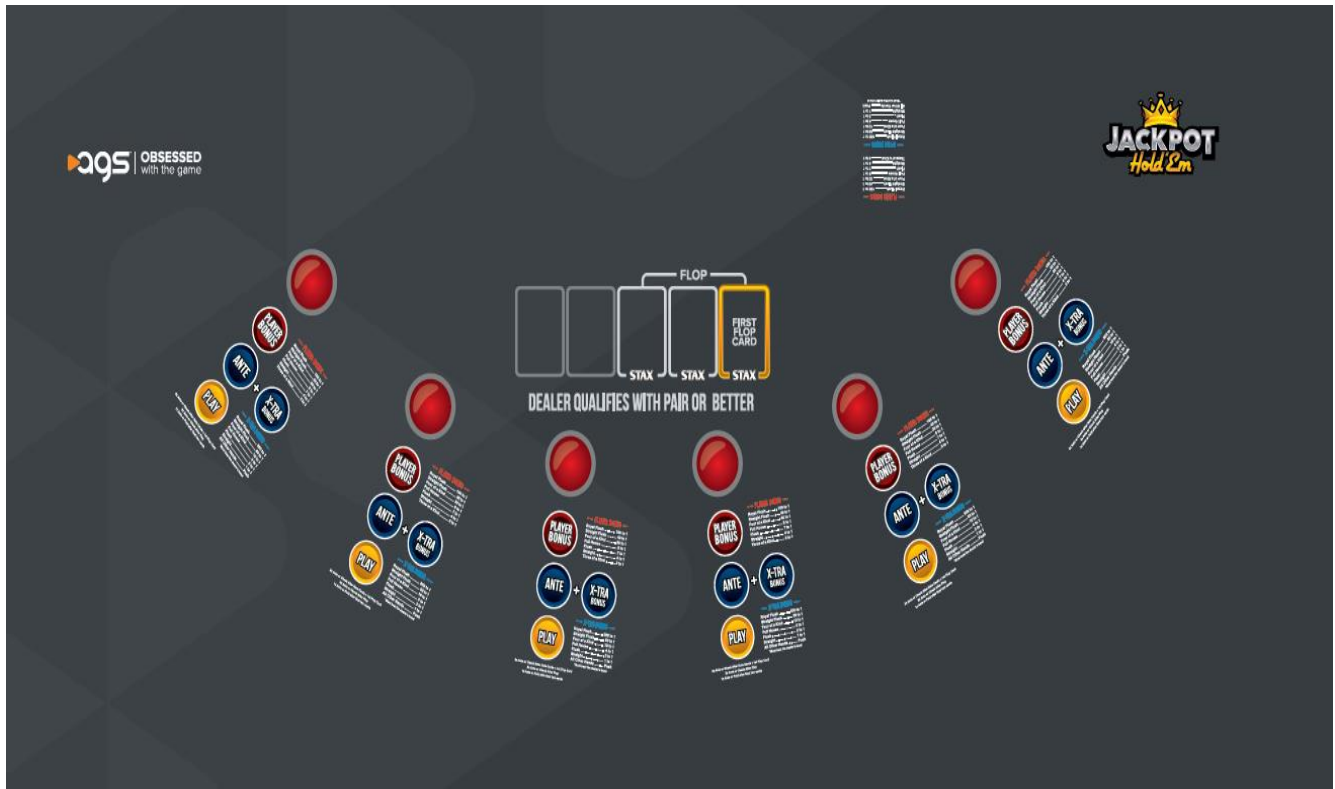
Progressive Configurations				
Progressive	Paytable 1 (\$5)		Paytable 2 (\$1)	
	Seed	Inc. Rate	Seed	Inc. Rate
Star Progressive	\$10,000	5%	\$2,000	10%
Spade Progressive	\$1,000	3%	\$400	8%
Heart Progressive	\$500	4%	\$200	7%
Diamond Progressive	\$100	3%	\$100	6%

JACKPOT Hold'Em

(With Optional 5 Card Poker STAX Progressive, or the Poker 5 out of 7 Stax Progressive and 3 Up Bonus Wager)

Rules and Procedures

Jackpot Hold'Em STAX 5 Card Poker

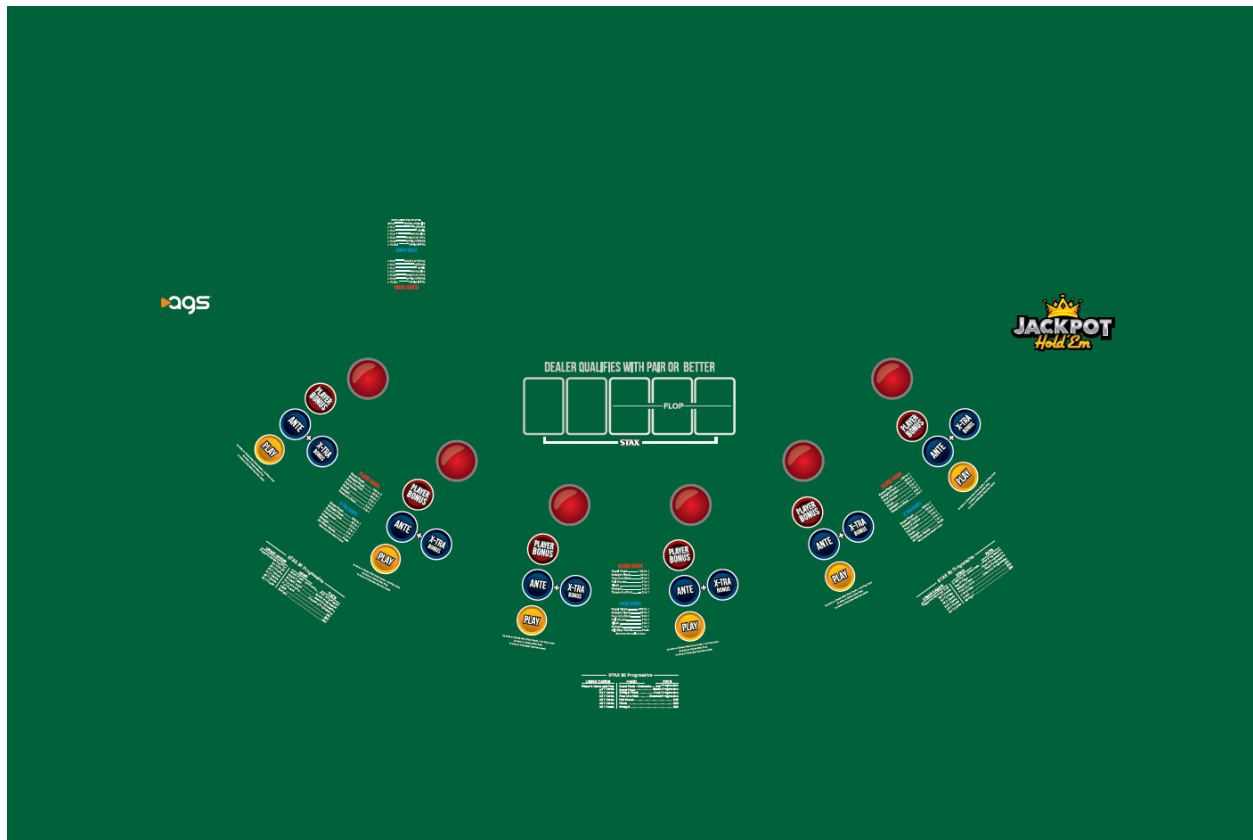


JACKPOT Hold'Em

(With Optional 5 Card Poker STAX Progressive, or the Poker 5 out of 7 Stax Progressive and 3 Up Bonus Wager)

Rules and Procedures

Jackpot Hold'Em Poker 5 out of 7 STAX



JACKPOT Hold'Em

(With Optional 5 Card Poker STAX Progressive, or the Poker 5 out of 7 Stax Progressive and 3 Up Bonus Wager)

Rules and Procedures

Jackpot Hold'Em without STAX

aqs | OBSESSED with the game

JACKPOT Hold'Em

FLOP

DEALER QUALIFIES WITH PAIR OR BETTER

PLAYER BONUS

ANTE + X-TRA BONUS

PLAY

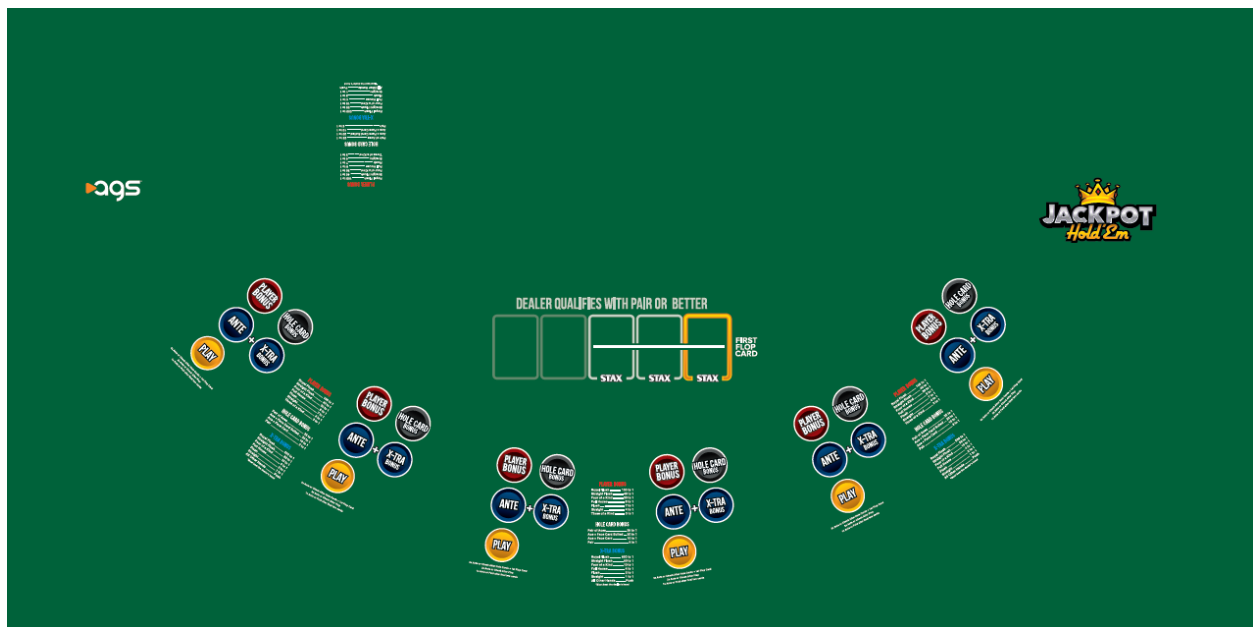
Hand	Player Bonus
One Pair	10x Ante + 1x Extra Bonus
Two Pair	20x Ante + 2x Extra Bonus
Three of a Kind	30x Ante + 3x Extra Bonus
Full House	40x Ante + 4x Extra Bonus

JACKPOT Hold'em

(With Optional 5 Card Poker STAX Progressive, or the Poker 5 out of 7 Stax Progressive and 3 Up Bonus Wager)

Rules and Procedures

Jackpot Hold'em with Hole Card Bonus no STAX

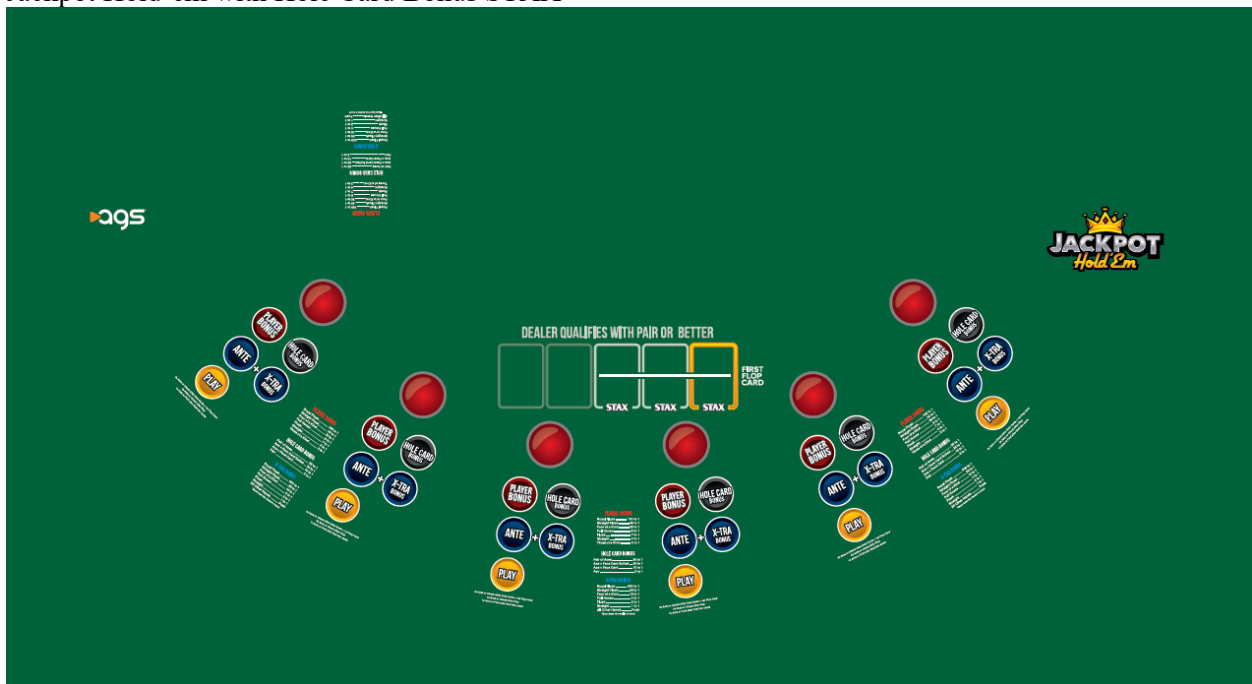


JACKPOT Hold'Em

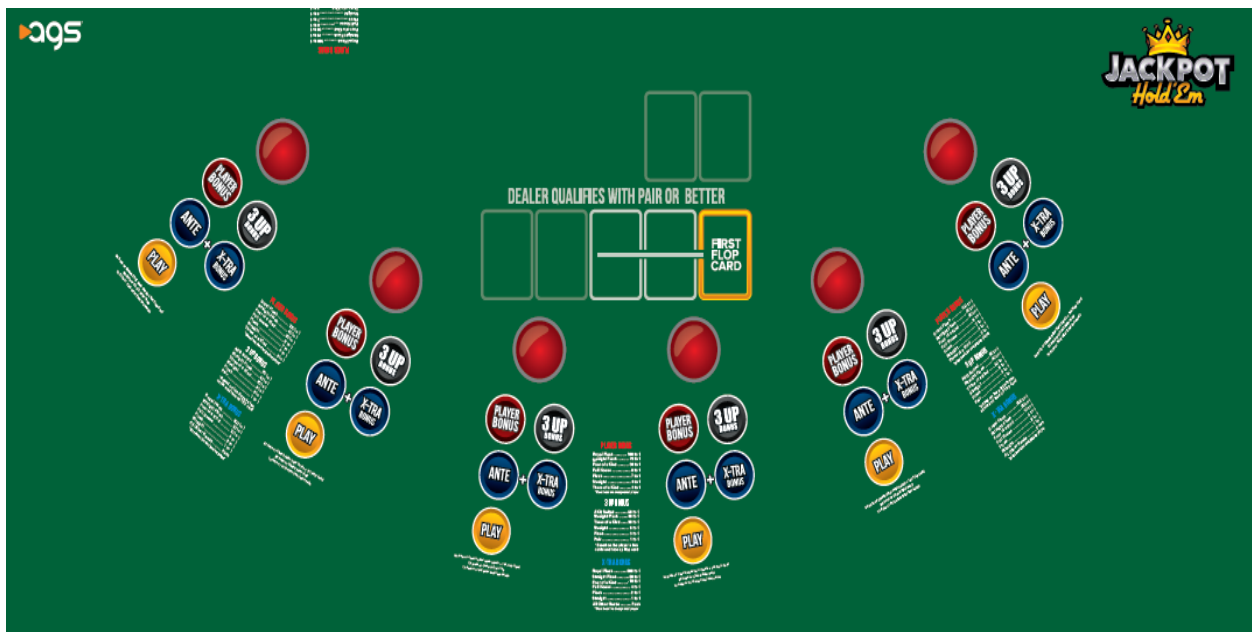
(With Optional 5 Card Poker STAX Progressive, or the Poker 5 out of 7 Stax Progressive and 3 Up Bonus Wager)

Rules and Procedures

Jackpot Hold'em with Hole Card Bonus STAX



Jackpot Hold'em with 3 Up Bonus STAX



JACKPOT Hold'Em

(With Optional 5 Card Poker STAX Progressive, or the Poker 5 out of 7 Stax Progressive and 3 Up Bonus Wager)

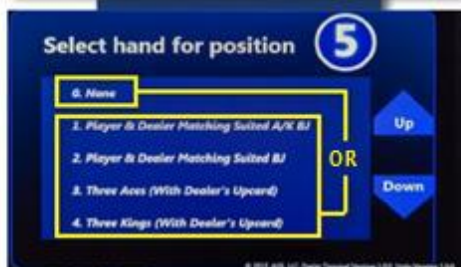
Rules and Procedures

STAX JACKPOT APPROVAL PROCESS

1 During normal play, a hand which achieves a payout on the payable is identified, and the dealer touches the seat of the player on the Dealer Terminal.



2 (Note: hands shown on images are just examples) After touching the seat number, the hand achieved is selected, OR "None" is selected to undo the erroneous process if a hand was not achieved.



Touching "None" would be the first chance for undoing/erasing an incorrect entry.

3 If the hand is selected, it will then display on the main screen with the "Pending Jackpot" button. The amount is not shown at this point because it is not yet authorized to be paid, but the hand achieved does now display under the player's seat number.



Touch "Pending Jackpot" to proceed with the selected hand.

4 A second confirmation screen appears. Touch "Pay Jackpot" to proceed, OR touch "Cancel Jackpot" if the jackpot should not be awarded.



The Cancel Jackpot is your opportunity to undo the jackpot process if it is entered improperly.



(With Optional 5 Card Poker STAX Progressive, or the Poker 5 out of 7 Stax Progressive and 3 Up Bonus Wager)

Rules and Procedures

STAX JACKPOT APPROVAL PROCESS

- If "Pay Jackpot" is touched, the hand should be confirmed as valid and at this point, the entry of an Authorization Code is required.

ESC to exit the entry of a code is the third and final opportunity to avoid awarding an improper jackpot award; entering the code verifies it was correctly awarded.
- At this point, the amount of the win is now shown. Up until this point it is not shown because it was not yet validated to be a proper jackpot without the prior steps.

Touch "Pay Jackpot" to award the amount.
- The winning amount is now also shown/communicated to the player(s) at the table on the table sign.

Leave the sign and Dealer Terminal in this state until the player's amount is paid according to your ICs.

Final notes on an incorrectly paid jackpot:

If all three points of exiting the jackpot process are bypassed, and it is still determined later that the meter amount needs to be put back to its previous position, this can be accomplished with the PC that administers the game settings. Please contact AGS Service at 877-358-6300 or TACHelp@PlayAGS.com for additional information.

Part No: C37-00011 © 2019 AGS LLC. All rights reserved in the United States. All trademarks and registered trademarks are the property of their respective owners.

2819 8.27 AM