



**STATE OF WASHINGTON  
GAMBLING COMMISSION**

*"Protect the Public by Ensuring that Gambling is Legal and Honest"*

February 5, 2021

*Sent via email to w.stevens@playags.com*

William Stevens  
AGS LLC  
5475 S. Decatur Blvd.  
Las Vegas, NV 89118

RE: Criss Cross Poker, Submission #3035

Dear Mr. Stevens,

We have reviewed the changes made to Criss Cross Poker. Based on our review of the documentation we received from AGS LLC, the Washington State Gambling Commission will approve the game under the conditions listed below:

- The game must be played and operated under the terms and conditions set forth under the Criss Cross Poker rules of play you provided and are enclosed.

**Commercial Card Rooms**

- Commercial card room operators seeking to operate this game must first submit their internal controls and receive approval from the Commission prior to implementing.
- Manufacturers and distributors of graphic layouts and/or any other equipment associated with the game must be licensed by the state prior to the sale of the equipment.

**Tribal Casinos**

- Each Tribal Gaming Operation must request and obtain approval from their respective Tribal Gaming Agencies (TGA).
- Before TGA allows your game to operate, they will seek concurrence from our agency as well.
- In addition to your approved rules, the Tribal submission to us must include all supplemental information required by Tribal-State Compact Appendix A, Section 18.

William Stevens  
February 5, 2021  
Page 2 of 2

- Manufacturers and distributors of graphic layouts and/or any other equipment associated with the game must be certified by the state and licensed by the Tribe prior to the sale of the equipment.

Furthermore, any modifications to this game may affect this approval. Contact the Commission should you contemplate modifications. If you have any questions on commercial implementation, please contact Jess Lohse at (206) 786-3530. If you have any questions on Tribal implementation, please contact Kelly Main at (206) 423-4260.

Thank you for your cooperation and willingness to comply with the gambling laws of Washington State.

Sincerely,



Tina Griffin  
Assistant Director  
Licensing, Regulation, and Enforcement Division

Enclosure

cc: Jim Nicks, Special Agent in Charge, Regulation Unit  
Cathy Harvey, Special Agent in Charge, Tribal Gaming Unit  
Kelly Main, Special Agent Supervisor, Tribal Gaming Unit  
Jess Lohse, Special Agent, Regulation Unit  
Brian Lane, Special Agent, Regulation Unit  
File



## W/ 5 Card Poker STAX

### Rules of Play

Criss Cross Poker is a poker game played using a standard 52 card deck. To begin, each player must place two ante bets of equal value, with one corresponding to the across hand, and one corresponding to the down hand. The player may also place an optional 5 Card Bonus bet.

- (a) Dealer then deals five community cards face down in such a way that they form a cross. Each player is then dealt two cards face down. Players may examine their own cards.
- (b) The dealer shall offer each player the option to either make an "Across" bet or forfeit their ante wagers. The "Across" bet must be one to three times the amount of their ante bet. After each player has placed the "Across" bet the dealer will turn over the two outside cards on the horizontal line of the cross.
- (c) The dealer shall offer each player the option to either make the "Down" bet or forfeit all previous wagers. The "Down" bet must be one to three times the amount of their ante bet. After each player has placed the "Down" bet the dealer will turn over the two outside cards on the vertical line of the cross.
- (d) The dealer shall offer each player the option to either make the "Middle" bet or forfeit all previous wagers. The "Middle" bet must be one to three times the amount of their ante bet. After each player has placed the "Middle" bet the dealer will turn over the middle card on the cross.
- (e) The dealer shall then reveal the player's cards. The player uses their two cards plus the three cards on the horizontal line of the cross to form an Across hand and uses their two cards plus the three cards on the vertical line of the cross to form a Down hand.
- (f) Winning Across and Down hands are paid per the pay table listed in Table 1. The Middle bet is paid if either the Across or Down bet qualify as a win and is paid at the odds of the highest ranking hand. If the Across bet is a push and the Down bet loses the Middle bet is also a push, or if the Across bet loses and the Down bet is a push the Middle bet is also a push. If both the Across bet and Down bet push the Middle bet also is a push. The Middle bet only loses if both the Across and Down bets lose.

- (g) The two ante bets are paid even money on qualifying hands for their respective hand. A qualifying hand is defined as any of the paying bets (pair of Jacks or Better). Pair of 6s through 10s result in a push, and all other outcomes forfeit the ante bets.
- (h) The 5 Card Bonus bet is resolved immediately at the end of the game, regardless of player fold decisions, and is evaluated based on the five community cards. The pay table for the 5 Card Bonus bet is listed in Table 2.
- (i) Operators cannot allow wagering limits to exceed the authorized limits set out in WAC 230-15-040 and WAC 230-15-140.
- (j) If the Optional 5 Card Poker STAX Progressive is offered, the optional 5 Card Poker STAX Progressive wager wins if the Player's two hole cards along with either "ACROSS" or "DOWN" community cards for the better five-card hand are any of the following, regardless of player fold decisions:
  - a. Royal Flush Progressive (Diamonds)
  - b. Royal Flush Progressive (any Suite other than Diamonds)
  - c. Straight Flush Progressive
  - d. Four of a Kind Progressive
  - e. Full-House Progressive option
    - i. Refer to STAX Progressive paytables for payout scale
  - f. Flush
  - g. Straight
  - h. Three of a Kind
  - i. Two Pair
  - j. The STAX progressive system is configured for a \$1.00 or \$5.00 progressive wager.
  - k. All static pays will be paid from the chip tray. Progressive's pays are paid from the displayed metered prizes.
  - l. When using the STAX system, upon completion of the round the dealer will touch "End Round" on the dealer terminal. This will start the next round.
  - m. See STAX Jackpot approval process for additional payout procedures.
  - n. Progressive jackpot accumulation and prizes must follow WAC 230-15-680 and WAC230-15-720 and must be identified in the operator's internal controls.
  - o. Criss Cross Poker must use the AGS STAX Table Game Progressive System v1.0.1 or higher hardware and software.

**Table 1. Criss Cross Poker Paytable**

<b><u>Hand</u></b>	<b><u>Pays</u></b>
Royal Flush	500 to 1
Straight Flush	100 to 1
4 of a Kind	40 to 1
Full House	12 to 1
Flush	8 to 1
Straight	5 to 1
3 of a Kind	3 to 1
Two Pair	2 to 1
Pair of Jacks or Better	1 to 1
Pair 6s through 10s	Push

**Table 2. 5 Card Bonus Paytable**

<b><u>Hand</u></b>	<b><u>Pays</u></b>
Royal Flush	250 to 1
Straight Flush	100 to 1
4 of a Kind	40 to 1
Full House	15 to 1
Flush	10 to 1
Straight	6 to 1
3 of a Kind	4 to 1
Two Pair	3 to 1
Pair of Sixes or Better	1 to 1

## STAX 5 Card Poker Progressive Paytables (\$5)

The following are recommended configurations of our \$5.00 Paytables. 5 Card Stud Poker STAX Progressive may be offered on Jackpot Hold 'Em only or as a connected system involving progressive jackpots from different card games on multiple tables within the same licensed location. If operators choose to connect progressive jackpots on different card games, each card game must have the same probability of winning the jackpot prize and the same winning hand as outlined in WAC 230-15-685 (6). These paytables define a 5-card winning hand from a standard 52 card deck.

Paytables					
Hand	Paytable 1	Paytable 2	Paytable 3	Paytable 4	Paytable 5
Royal Flush - Diamonds	Star Progressive	Star Progressive	Star Progressive	Star Progressive	Star Progressive
Royal Flush - Other Suit	Spade Progressive	Star Progressive	Spade Progressive	Star Progressive	Spade Progressive
Straight Flush	Heart Progressive	Spade Progressive	Heart Progressive	Spade Progressive	Heart Progressive
Four of a Kind	Diamond Progressive	Heart Progressive	Diamond Progressive	Heart Progressive	Diamond Progressive
Full House	50 for 1	Diamond Progressive	60 for 1	Diamond Progressive	Club Progressive
Flush	30 for 1	30 for 1	40 for 1	50 for 1	50 for 1
Straight	20 for 1	20 for 1	30 for 1	30 for 1	30 for 1
Three of a Kind	10 for 1	4 for 1	15 for 1	15 for 1	10 for 1
Two Pair	4 to 1	Loss	Loss	Loss	Loss
All other hands	Loss	Loss	Loss	Loss	Loss

Progressive Configurations			
Paytable 1			
Progressive Name	Seed Value	Increment Rate	Reserve Meter
Star Progressive	\$10,000	4%	1%
Spade Progressive	\$5,000	3%	N/A
Heart Progressive	\$1,000	4%	N/A
Diamond Progressive	\$500	3%	N/A

The Seed, Increment Rate, and Reserve meters are configurable by the operator, the above are just recommended. The operator may choose to make adjustments as long as the RTP stays within the posted regulations.

<b>Progressive Configurations</b>			
<b>Paytable 2</b>			
<b>Progressive Name</b>	<b>Seed Value</b>	<b>Increment Rate</b>	<b>Reserve Meter</b>
Star Progressive	N/A	N/A	N/A
Star Progressive	\$10,000	4.0%	1%
Spade Progressive	\$1,000	4.0%	N/A
Heart Progressive	\$500	3.0%	N/A
Diamond Progressive	\$100	6.0%	N/A

The Seed, Increment Rate, and Reserve meters are configurable by the operator, the above are just recommended. The operator may choose to make adjustments as long as the RTP stays within the posted regulations.

<b>Progressive Configurations</b>			
<b>Paytable 3</b>			
<b>Progressive Name</b>	<b>Seed Value</b>	<b>Increment Rate</b>	<b>Reserve Meter</b>
Star Progressive	\$10,000	4.0%	1%
Spade Progressive	\$5,000	3.0%	N/A
Heart Progressive	\$1,000	4.0%	N/A
Diamond Progressive	\$500	3.0%	N/A

The Seed, Increment Rate, and Reserve meters are configurable by the operator, the above are just recommended. The operator may choose to make adjustments as long as the RTP stays within the posted regulations.

<b>Progressive Configurations</b>			
<b>Paytable 4</b>			
<b>Progressive Name</b>	<b>Seed Value</b>	<b>Increment Rate</b>	<b>Reserve Meter</b>
Star Progressive	N/A	N/A	N/A
Star Progressive	\$10,000	4.0%	1%
Spade Progressive	\$1,000	4.0%	N/A
Heart Progressive	\$500	3.0%	N/A
Diamond Progressive	\$100	6.0%	N/A

The Seed, Increment Rate, and Reserve meters are configurable by the operator, the above are just recommended. The operator may choose to make adjustments as long as the RTP stays within the posted regulations.

Progressive Configurations			
Paytable 5			
Progressive Name	Seed Value	Increment Rate	Reserve Meter
Star Progressive	\$50,000	6.0%	1%
Spade Progressive	\$10,000	6.0%	N/A
Heart Progressive	\$5,000	4.0%	N/A
Diamond Progressive	\$1,000	3.0%	N/A
Club Progressive	\$250	3.0%	N/A

The Seed, Increment Rate, and Reserve meters are configurable by the operator, the above are just recommended. The operator may choose to make adjustments as long as the RTP stays within the posted regulations.

## STAX 5 Card Poker Progressive Paytables (\$1)

The following are recommended configurations of our \$1.00 Paytables. 5 Card Stud Poker STAX Progressive may be offered on Jackpot Hold 'Em only or as a connected system involving progressive jackpots from different card games on multiple tables within the same licensed location. If operators choose to connect progressive jackpots on different card games, each card game must have the same probability of winning the jackpot prize and the same winning hand as outlined in WAC 230-15-685 (6). These paytables define a 5-card winning hand from a standard 52 card deck.

Paytables		
Hand	Paytable 1	Paytable 2
Royal Flush - Diamonds	Star Progressive	Star Progressive
Royal Flush - Other Suit	Spade Progressive	Star Progressive
Straight Flush	Heart Progressive	Spade Progressive
Four of a Kind	Diamond Progressive	Heart Progressive
Full House	100 for 1	100 for 1
Flush	50 for 1	50 for 1
Straight	25 for 1	25 for 1
Three of a Kind	10 for 1	10 for 1
All other hands	Loss	Loss



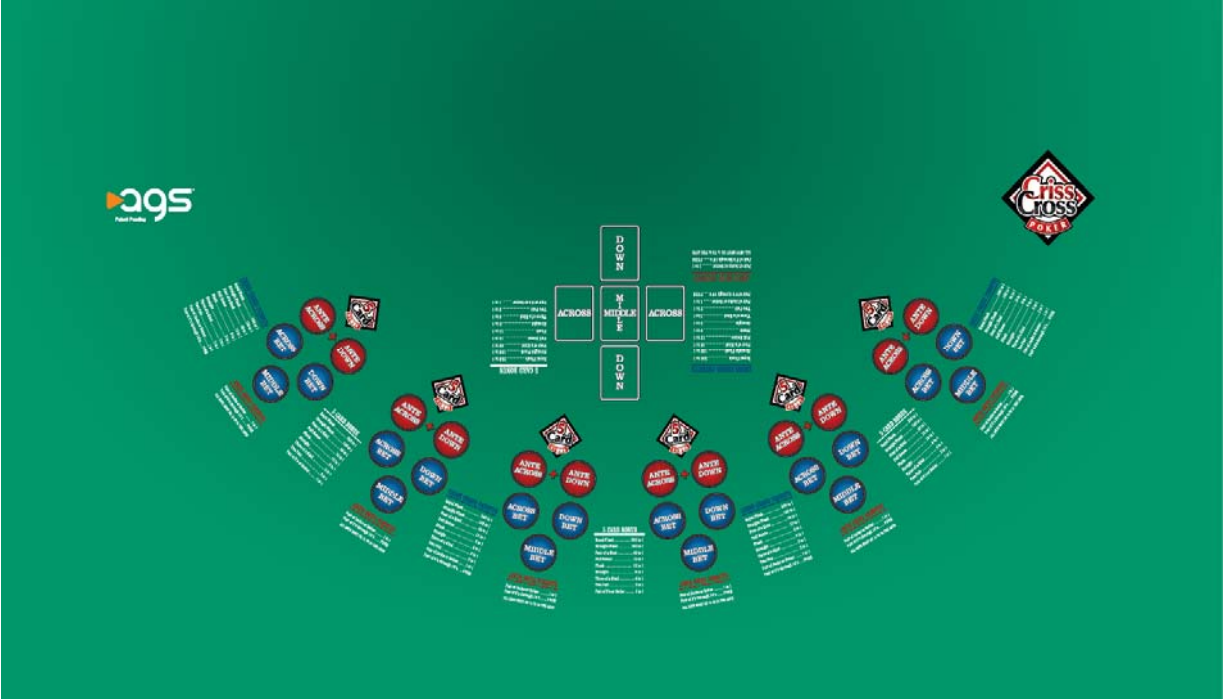
<b>Progressive Configurations</b>			
<b>Paytable 1</b>			
<b>Progressive Name</b>	<b>Seed Value</b>	<b>Increment Rate</b>	<b>Reserve Meter</b>
Star Progressive	\$5,000	5%	1%
Spade Progressive	\$2,500	4%	N/A
Heart Progressive	\$500	4%	N/A
Diamond Progressive	\$200	4%	N/A

The Seed, Increment Rate, and Reserve meters are configurable by the operator, the above are just recommended. The operator may choose to make adjustments as long as the RTP stays within the posted regulations.

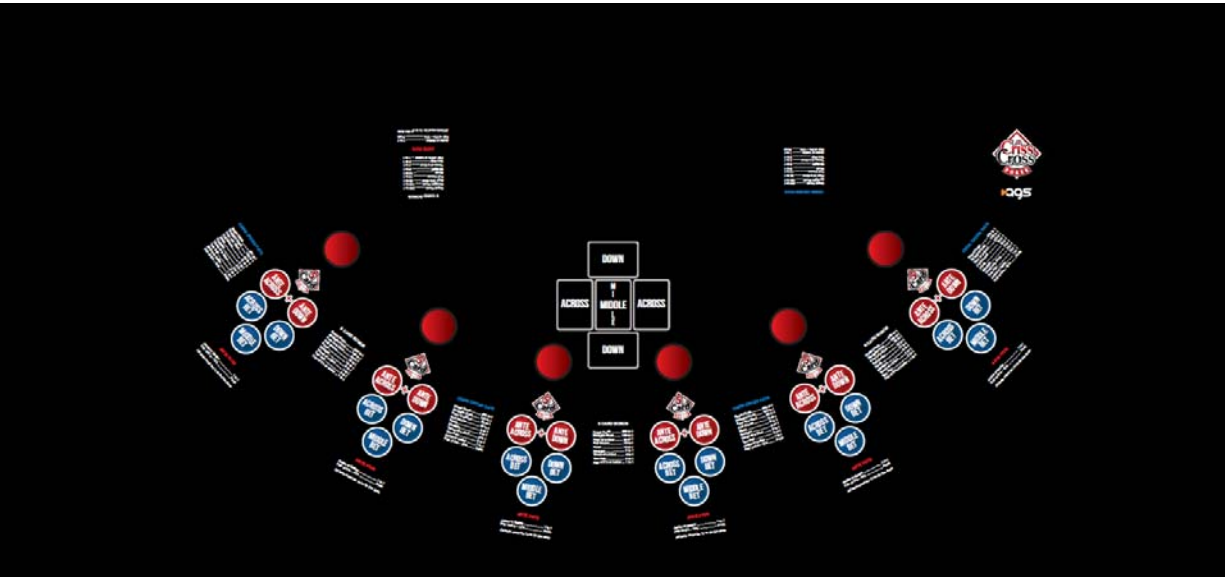
<b>Progressive Configurations</b>			
<b>Paytable 1</b>			
<b>Progressive Name</b>	<b>Seed Value</b>	<b>Increment Rate</b>	<b>Reserve Meter</b>
Star Progressive	N/A	N/A	N/A
Star Progressive	\$5,000	8%	1%
Spade Progressive	\$1000	4%	N/A
Heart Progressive	\$200	4%	N/A

The Seed, Increment Rate, and Reserve meters are configurable by the operator, the above are just recommended. The operator may choose to make adjustments as long as the RTP stays within the posted regulations.

Criss Cross Poker



Criss Cross Poker with 5 Card STAX



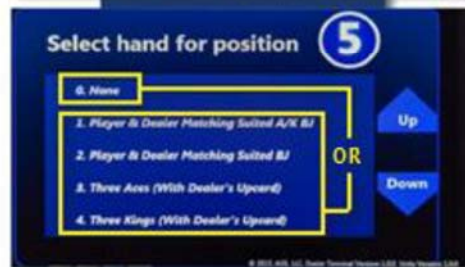
# STAX

## JACKPOT APPROVAL PROCESS

1 During normal play, a hand which achieves a payout on the paytable is identified, and the dealer touches the seat of the player on the Dealer Terminal.




2 (Note: hands shown on images are just examples) After touching the seat number, the hand achieved is selected, OR "None" is selected to undo the erroneous process if a hand was not achieved.



**Touching "None" would be the first chance for undoing/erasing an incorrect entry.**

3 If the hand is selected, it will then display on the main screen with the "Pending Jackpot" button. The amount is not shown at this point because it is not yet authorized to be paid, but the hand achieved does now display under the player's seat number. Touch "Pending Jackpot" to proceed with the selected hand.



4 A second confirmation screen appears. Touch "Pay Jackpot" to proceed, OR touch "Cancel Jackpot" if the jackpot should not be awarded.



**The Cancel Jackpot is your opportunity to undo the jackpot process if it is entered improperly.**



# STAX

## JACKPOT APPROVAL PROCESS

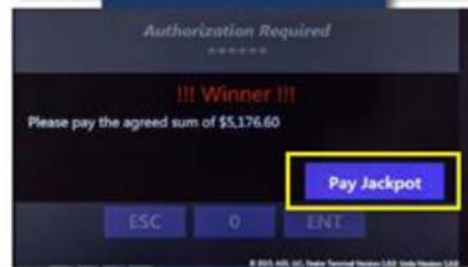
**5** If "Pay Jackpot" is touched, the hand should be confirmed as valid and at this point, the entry of an Authorization Code is required.

**ESC to exit the entry of a code is the third and final opportunity to avoid awarding an improper jackpot award; entering the code verifies it was correctly awarded.**



**6** At this point, the amount of the win is now shown. Up until this point it is not shown because it was not yet validated to be a proper jackpot without the prior steps.

Touch "Pay Jackpot" to award the amount.



**7** The winning amount is now also shown/communicated to the player(s) at the table on the table sign.

Leave the sign and Dealer Terminal in this state until the player's amount is paid according to your ICs.

**Final notes on an incorrectly paid jackpot:**

If all three points of exiting the jackpot process are bypassed, and it is still determined later that the meter amount needs to be put back to its previous position, this can be accomplished with the PC that administers the game settings. Please contact AGS Service at 877-358-6300 or TACHelp@PlayAGS.com for additional information.

